

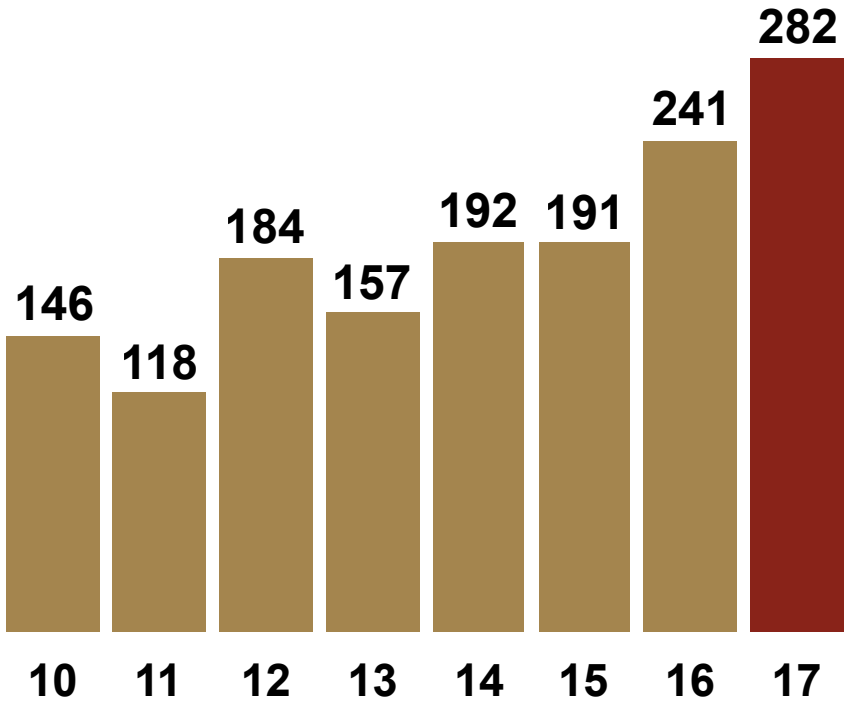
The 2016-2017 Annual Parent & Student Survey

April, 2017

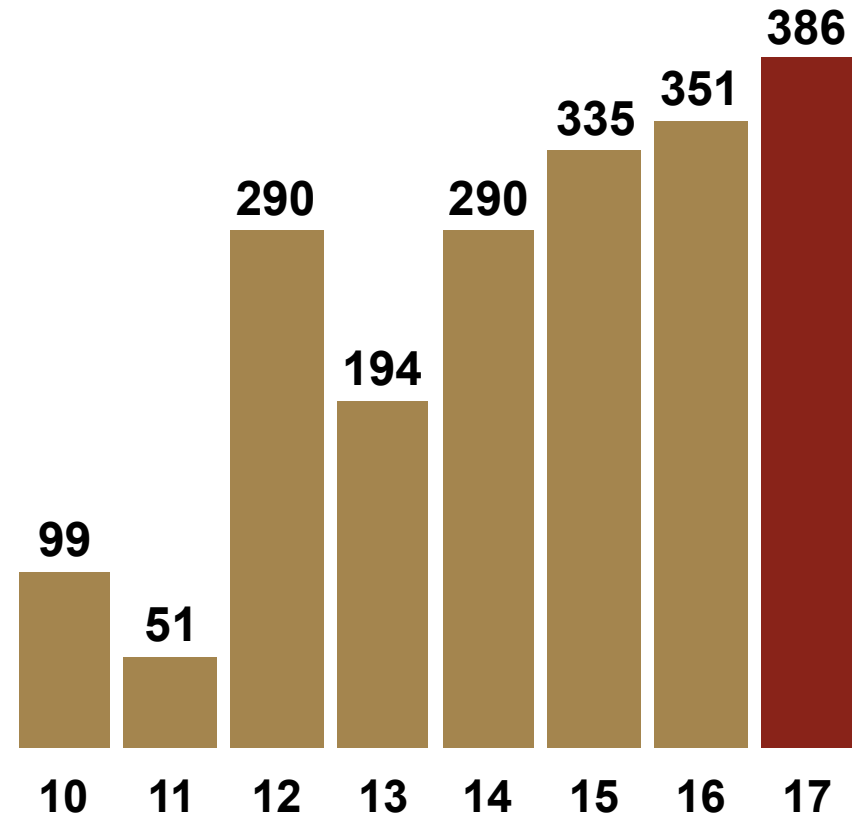


The largest number of students and parents took this survey than in years past.

Number of Parents Who Completed the Survey



Number of Students



STUDENT SATISFACTION

SURVEY RESULTS

The background features a series of flowing, wavy lines in various shades of orange, yellow, and brown, creating a sense of movement and depth. The lines are layered, with some appearing as solid bands and others as fine, dotted patterns. The overall color palette is warm and professional.

Six out of ten students say that they are happy at ISD, down from 2016

“Which one of the above images best represents how you feel about ISD?”

	2010	2011	2012	2013	2014	2015	2016	2017
Very Happy	39%	51%	32%	40%	39%	29%	29%	25%
Happy	34%	35%	44%	31%	39%	47%	34%	35%
Neutral	16%	4%	19%	16%	20%	22%	27%	31%
Unhappy	6%	6%	5%	7%	2%	1%	8%	8%
Very Unhappy	5%	4%	*	6%	1%	1%	2%	3%

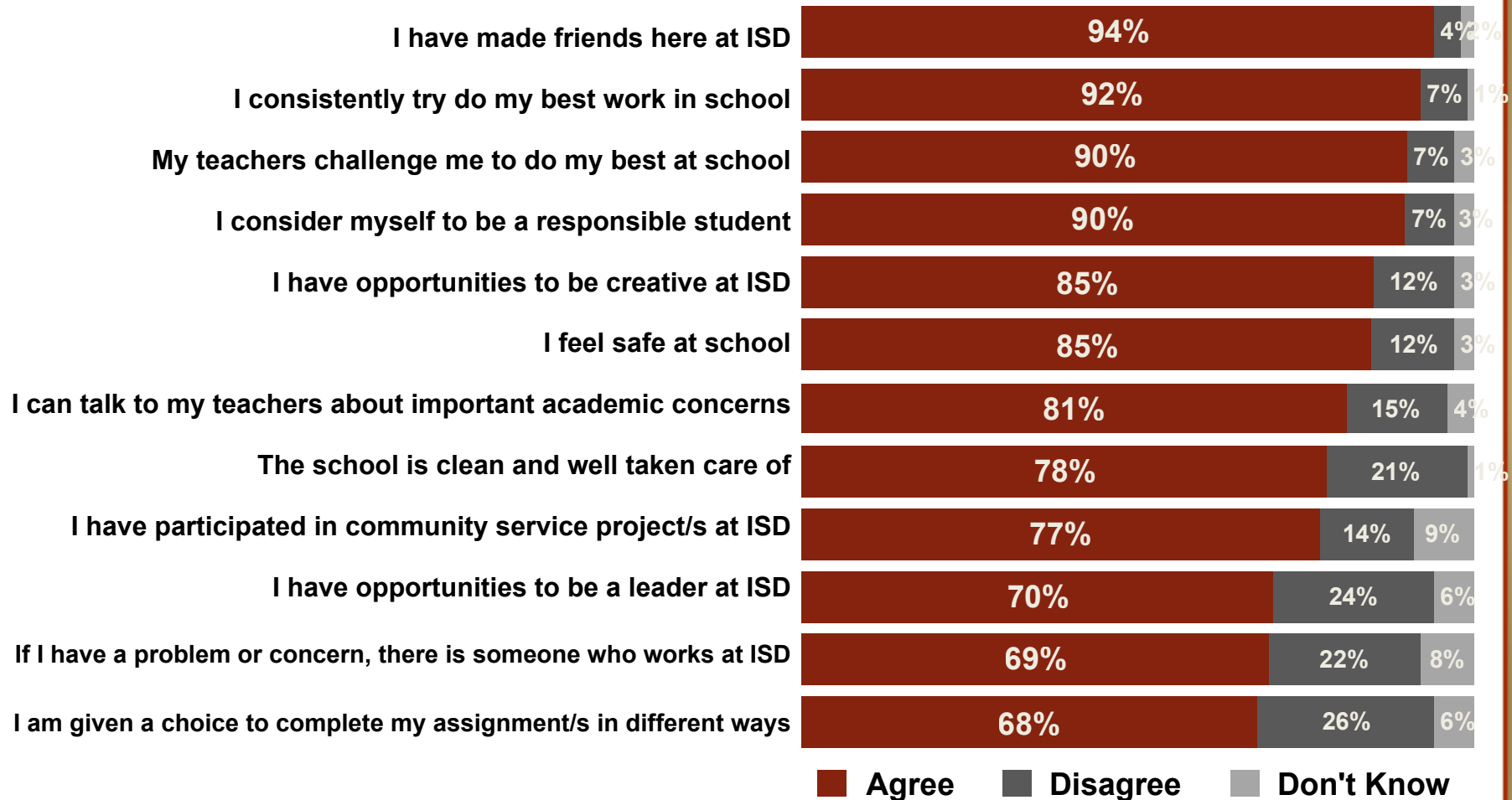
Happiness levels are noticeably lower among high school students.

Students' Emotions By School Grade

	Elementary	Middle	High
Total Happy	73%	70%	38%
Neutral	23%	25%	41%
Total Unhappy	5%	5%	21%

Students agree that they have made friends, work hard, and their teachers challenge them.

Ranked By Percent Total Agree



Student Perceptions

*For each statement, please check one answer that most closely matches how you feel this year at school.
(Total Percent Agree)*

	2012	2013	2014	2015	2016	2017
I have made friends here at ISD	97%	98%	97%	94%	93%	94%
I feel safe at school	94%	98%	90%	88%	75%	85%
The school is clean and well taken care of	88%	95%	89%	81%	84%	78%

More students agree on feeling safe at school than last year, particularly in the elementary and high school.

"I feel safe at school." % Agree Trend By Grade

	2016	2017	Net Change
Overall	76%	84%	+8%
Elementary School Students	75%	86%	+9%
Middle School Students	83%	82%	-1%
High School Students	67%	84%	+17%

Student Perceptions

*For each statement, please check one answer that most closely matches how you feel this year at school.
(Total Percent Agree)*

	2012	2013	2014	2015	2016	2017
My teachers challenge me to do my best at school	95%	95%	93%	90%	89%	90%
I can talk to my teachers about important academic concerns	84%	73%	77%	74%	80%	81%
If I have a problem or concern, there is someone at ISD that I can talk to about it.			76%	74%	72%	70%

Student Perceptions

*For each statement, please check one answer that most closely matches how you feel this year at school.
(Total Percent Agree)*

	2012	2013	2014	2015	2016	2017
I consider myself to be a responsible student	91%	84%	86%	88%	91%	88%
I consistently try to do my best work in school.	96%	86%	92%	94%	95%	92%
I am given a choice to complete my assignments in different ways.				76%	64%	67%

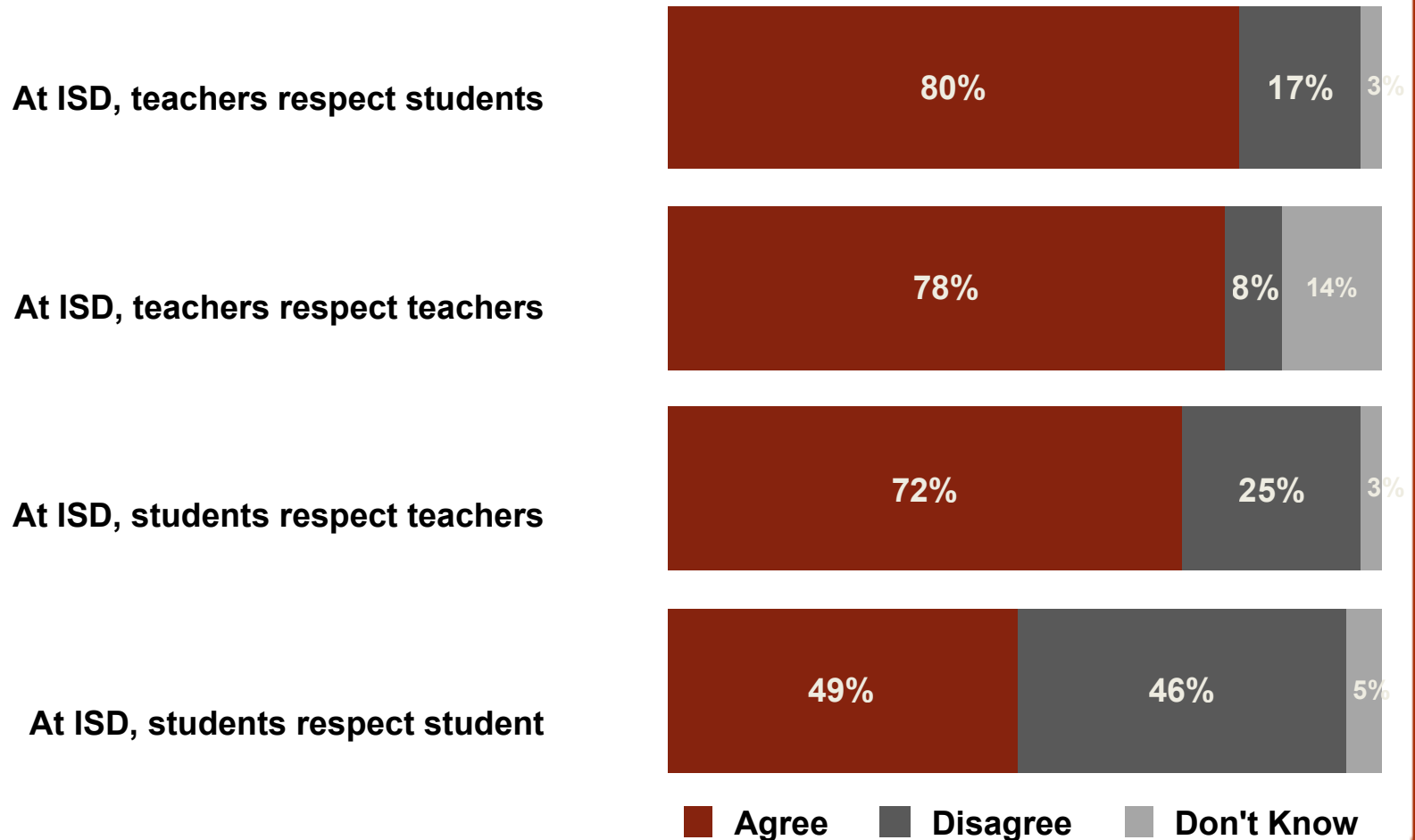
Student Perceptions

*For each statement, please check one answer that most closely matches how you feel this year at school.
(Total Percent Agree)*

	2012	2013	2014	2015	2016	2017
I have opportunities to be creative at ISD	87%	88%	93%	90%	83%	85%
I have opportunities to be a leader at ISD.				77%	62%	70%
I have participated in community service projects at ISD.				62%	68%	77%

Students are divided over the respect they see their peers have for each other.

Ranked By Percent Total Agree



At ISD, People Respect Each Other

Combined Total of All Respect Questions

	2012	2013	2014	2015	2016	2017
Total Agree	79%	69%	68%	63%		
Total Disagree	18%	28%	29%	33%		
Don't Know	3%	3%	3%	4%		

2012 to 2015

At ISD people respect one another

2016 & 2017

At ISD, students respect students
At ISD, students respect teachers
At ISD, teachers respect students
At ISD, teachers respect teachers

At ISD, People Respect Each Other

Combined Total of All Respect Questions

	2012	2013	2014	2015	2016	2017
Total Agree					67%	70%
Total Disagree					25%	24%
Don't Know					7%	6%

2012 to 2015

At ISD people respect one another

2016 & 2017

At ISD, students respect students
At ISD, students respect teachers
At ISD, teachers respect students
At ISD, teachers respect teachers

At ISD, People Respect Each Other

Combined Total of All Respect Questions

	2012	2013	2014	2015	2016	2017
Total Agree	79%	69%	68%	63%	67%	70%
Total Disagree	18%	28%	29%	33%	25%	24%
Don't Know	3%	3%	3%	4%	7%	6%

2012 to 2015

At ISD people respect one another

2016 & 2017

At ISD, students respect students
At ISD, students respect teachers
At ISD, teachers respect students
At ISD, teachers respect teachers

At ISD, Students Respect Students

*For each statement, please check one answer that most closely matches how you feel this year at school.
(Total Percent Agree)*

	2013	2014	2015	2016	2017
ES	60%	68%	71%	59%	60%
MS	71%	65%	65%	43%	60%
HS	79%	70%	52%	34%	31%

2013 to 2015

At ISD people respect one another

2016 & 2017

At ISD, students respect students

At ISD, Teachers Respect Students

*For each statement, please check one answer that most closely matches how you feel this year at school.
(Total Percent Agree)*

	2013	2014	2015	2016	2017
ES	60%	68%	71%	79%	91%
MS	71%	65%	65%	88%	84%
HS	79%	70%	52%	66%	68%

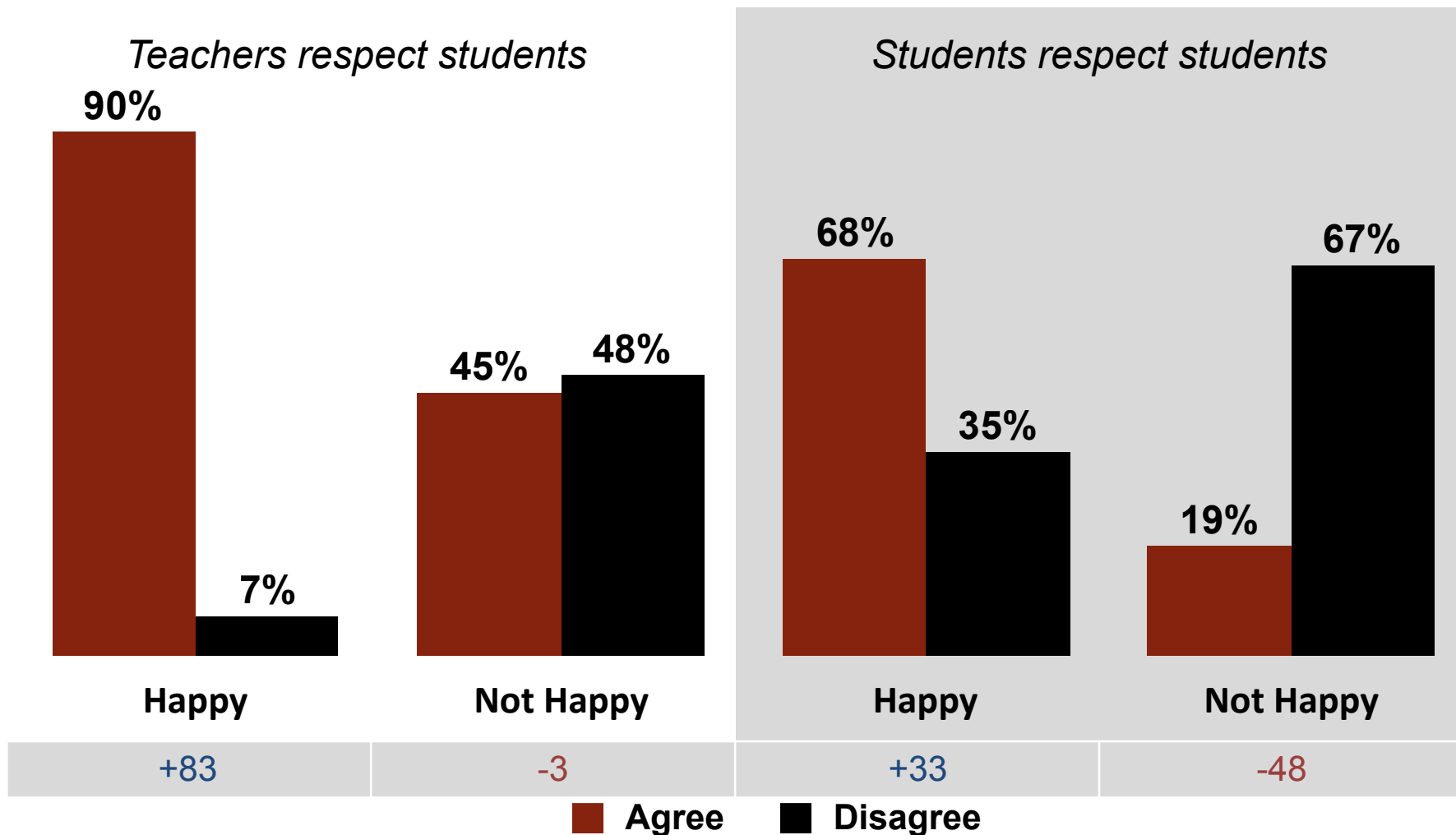
2013 to 2015

At ISD people respect one another

2016 & 2017

At ISD, teachers respect students

Students who are unhappy are more likely to see a lack of respect from teachers and students.



“What are the three things you like BEST about ISD?” (percent of total responses)

1. Teachers (13%)
2. Campus and facilities (10%)
3. Friends (10%)
4. People, friendly environment (9%)
5. Sports (7%)

“What are the three things you wish you could **CHANGE** about ISD?” (percent of total responses)

1. Food - prices and quality (8%)
2. More recess, lunchtime, breaks during the day (7%)
3. Less homework (6%)
4. More respect between students, roasting, bullying (4%)
5. Teachers (3%)

PARENT SATISFACTION *SURVEY RESULTS*

The background features a series of flowing, wavy lines in various shades of orange, yellow, and brown, creating a sense of movement and depth. The lines are layered, with some appearing as solid bands and others as fine, dotted patterns. The overall color palette is warm and professional.

A majority of parents say they are very satisfied with ISD.

“How would you rate your overall satisfaction with ISD using a one-to-ten scale, where one means you are not at all satisfied and ten means you are extremely satisfied? You can choose any number between one and ten depending on how strongly you feel. If you don’t feel you can rate your satisfaction with ISD or have a neutral opinion, then would give the school a five rating.”

	2010	2012	2013	2014	2015	2016	2017
Rated ISD “1-4”	3%	1%	4%	4%	2%	6%	5%
Rated ISD “5-7”	32%	31%	30%	26%	23%	26%	31%
Rated ISD “8-10”	65%	68%	66%	68%	75%	68%	65%
Rated ISD “10”	6%	10%	11%	11%	14%	11%	6%
Mean Score	7.7	8.1	7.8	8.0	8.2	7.8	7.7

Note: This question was not included in the survey in 2011

Elementary and Middle school parents drive the decrease in overall satisfaction ratings.

Overall Satisfaction Trend By Parent Type

	Overall <i>(2016- 2017)</i>	Elementary <i>(2016- 2017)</i>	Middle <i>(2016- 2017)</i>	High <i>(2016- 2017)</i>
Rated ISD “1-4”	6% - 5%	5% - 4%	3% - 3%	11% - 9%
Rated ISD “5-7”	26% - 31%	26% - 31%	18% - 25%	30% - 31%
Rated ISD “8-10”	68% - 65%	69% - 65%	78% - 72%	59% - 61%
Rated ISD “10”	11% - 6%	8% - 3%	12% - 7%	11% - 9%
Mean Score	7.8 - 7.7	7.8 - 7.7	8.1 - 7.8	7.4 - 7.5

SCHOOL ENVIRONMENT & EXPERIENCE

The background features a series of flowing, wavy lines in various shades of orange, yellow, and brown, creating a sense of movement and depth. The lines are layered, with some appearing as solid bands and others as fine, dotted patterns. The overall effect is a dynamic and modern aesthetic.

What We Did

- **Parents were asked to read a series of different statements about ISD and choose whether they agreed or disagreed with the sentiment expressed. These statements were pulled from past parent surveys.**
- **Overall, there were six statements about school environment/ experience, six statements about communication/response, five statements about academics/school programs, and two statements about social skills.**

“Rate the following statements: strongly agree, somewhat agree, somewhat disagree, or strongly disagree.”



Parent responses toward their children's overall school experience has been on a slight decline since 2012, but remains consistent with last year

Statements About School Environment/Experience (% Total Agree)

	2011	2012	2013	2014	2015	2016	2017
Our child's/children's overall school experience for the current school year has been positive	98%	100%	98%	98%	99%	94%	94%
ISD's buildings and grounds are clean and well-maintained	98%	96%	95%	96%	96%	94%	94%
ISD's provides a safe and secure environment for my child to learn				94%	96%	93%	95%

Parent responses toward their children's overall school experience has been on a slight decline since 2012, but remains consistent with last year

Statements About School Environment/Experience (% Total Agree)

	2011	2012	2013	2014	2015	2016	2017
ISD is a friendly environment for students, parents, and families			98%	96%	98%	94%	93%
I feel comfortable approaching school administrators with questions, suggestions, or problems	88%	92%	85%	91%	87%	90%	88%
The School Board serves the overall interests of ISD	86%	88%	75%	77%	75%	76%	69%

The School Board serves the overall interests of ISD

	2011	2012	2013	2014	2015	2016	2017
Total Agree	86%	88%	75%	77%	75%	76%	69%
Total Disagree	4%	1%	16%	4%	2%	8%	5%
Don't Know	9%	11%	10%	19%	23%	17%	26%

The School Board serves the overall interests of ISD

Statements About Board (% of those who responded)

	2011	2012	2013	2014	2015	2016	2017
Total Agree	95%	99%	83%	95%	97%	91%	94%
Total Disagree	5%	1%	17%	5%	3%	9%	6%

SCHOOL COMMUNICATION & RESPONSE

The background features a series of flowing, wavy lines in various shades of orange, yellow, and brown, creating a sense of movement and depth. The lines are layered, with some appearing as solid bands and others as fine, dotted patterns. The overall effect is a dynamic and modern aesthetic.

Parents' responses regarding communication with and response from the school is down somewhat.

Statements About Communication/Response (% Total Agree)

	2011	2012	2013	2014	2015	2016	2017
I am well informed regarding ISD's activities, programs, and procedures	97%	95%	94%	92%	92%	83%	89%
When ISD communicates with me, it is easy for me to read and understand				95%	94%	88%	90%
ISD teachers keep us informed about our child's/ children's progress	96%	92%	93%	85%	83%	79%	82%

Parents' responses regarding communication with and response from the school is down somewhat.

Statements About Communication/Response (% Total Agree)

	2011	2012	2013	2014	2015	2016	2017
The teaching staff responds to parental concerns in a timely and appropriate manner	96%	92%	90%	90%	91%	87%	88%
When a problem is brought to the Director and Principals, they respond to the concern in a timely and appropriate manner	72%	71%	67%	55%	65%	62%	62%
There are opportunities for parents to get involved in school				90%	93%	91%	85%

When a problem is brought to the Director and Principals, they respond to the concern in a timely and appropriate manner

Statements About Communication/Response (% Total Agree)

	2011	2012	2013	2014	2015	2016	2017
Total Agree	72%	72%	67%	55%	65%	62%	62%
Total Disagree	9%	6%	14%	16%	7%	10%	8%
Don't Know	19%	23%	19%	29%	27%	27%	31%

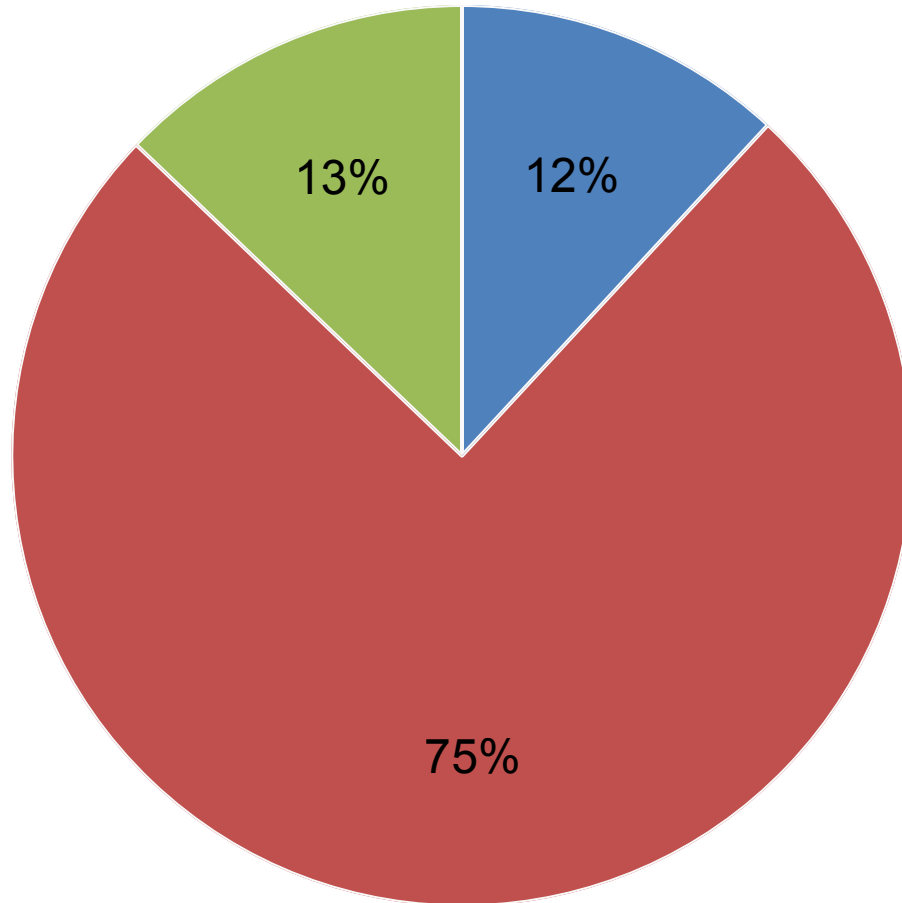
When a problem is brought to the Director and Principals, they respond to the concern in a timely and appropriate manner

Statements About Communication/Response (% of those who responded)

	2011	2012	2013	2014	2015	2016	2017
Total Agree	89%	92%	83%	78%	90%	86%	89%
Total Disagree	11%	8%	17%	22%	10%	14%	11%

The amount of communication I receive from school is...

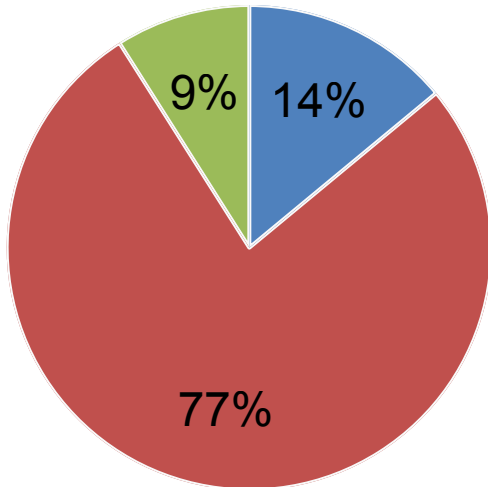
● Too much ● Just the Right Amount ● Too Little



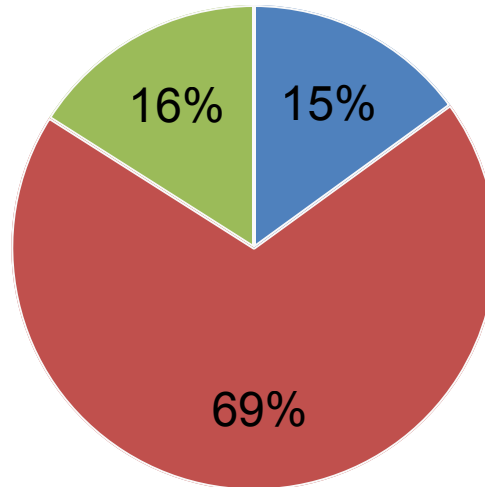
The amount of communication I receive from school is...

- Too much
- Just the Right Amount
- Too Little

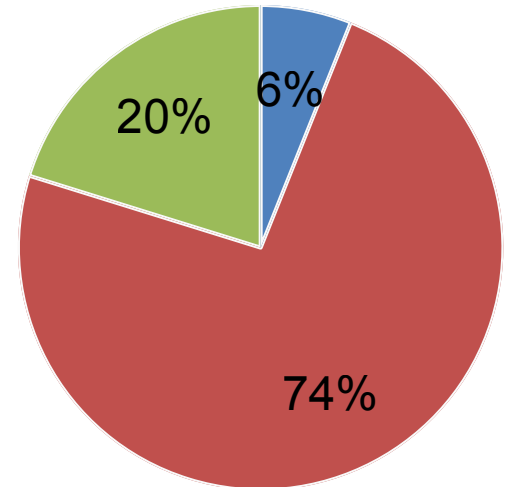
Elementary




Middle



High



ACADEMICS & *SCHOOL PROGRAMS*


The background features a series of flowing, wavy lines in various shades of orange and yellow, creating a sense of movement and energy. The lines are layered, with some appearing as solid bands and others as fine, dotted patterns. The overall color palette is warm and vibrant, transitioning from light yellow at the top to deeper orange and brown tones towards the bottom.

You can see, historically, after-school activities has been a key area for parents.

Statements About Academics/Programs (% Total Agree)

	2011	2012	2013	2014	2015	2016	2017
ISD provides the right amount of emphasis on the core academic skills, such as math, science, English, reading, and social studies	93%	92%	91%	90%	87%	90%	86%
ISD provides the right amount of emphasis on music, arts, drama, physical education (P.E.), health, computers, and technology classes	92%	92%	92%	86%	90%	88%	83%
Proper emphasis is placed on marks and grades	94%	90%	89%	78%	80%	85%	79%
ISD employs highly competent teachers	92%	88%	90%	84%	88%	83%	84%
The after-school activities program is well balanced (sports, arts, social) and meets the needs of the students	75%	77%	74%	74%	70%	67%	69%

SOCIAL SKILLS




Parents continue to give high marks to ISD for fostering social skills and diversity.

Statements About Social Skills (% Total Agree)

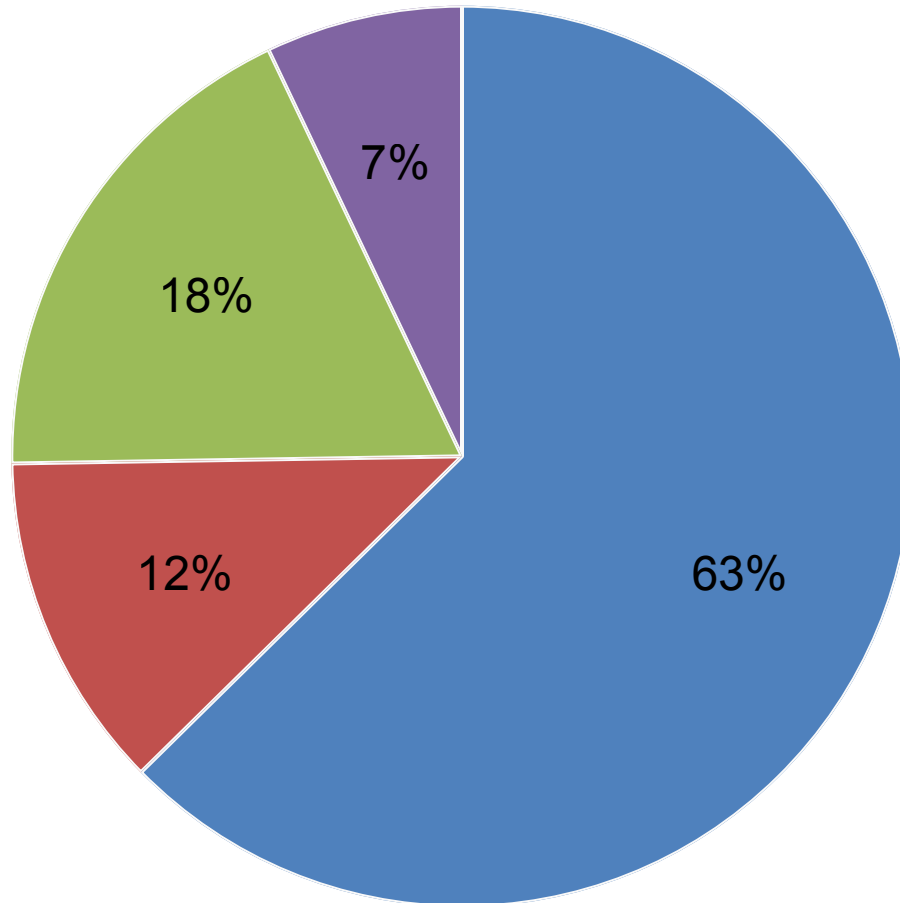
	2011	2012	2013	2014	2015	2016	2017
At ISD, students learn to understand and appreciate cultural diversity	98%	96%	93%	92%	93%	91%	94%
ISD encourages and helps foster the development of social skills (getting along, respect for others, openness, etc.) among the students	98%	95%	93%	91%	94%	83%	88%
ISD's Social Emotional Learning program (SEL) is positively impacting the way students relate with other students, teachers and community members.	All respondents including those who indicated they did not know.					67%	69%
ISD's Social Emotional Learning program (SEL) is positively impacting the way students relate with other students, teachers and community members.	For those who expressed an opinion					84%	87%

HOMEWORK



How Would You Describe the Average Amount of Homework that Your Child Receives Each Night?

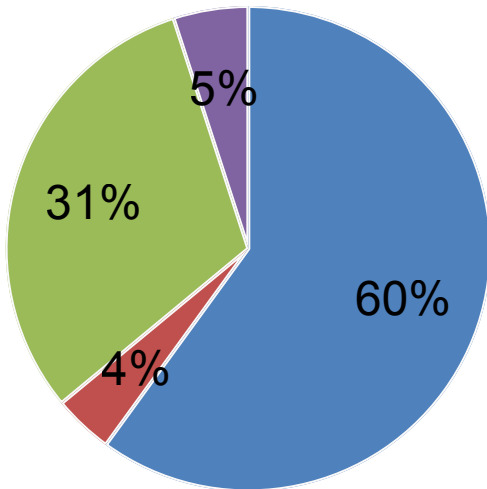
● About Right ● Too Much ● Not Enough ● Don't Know



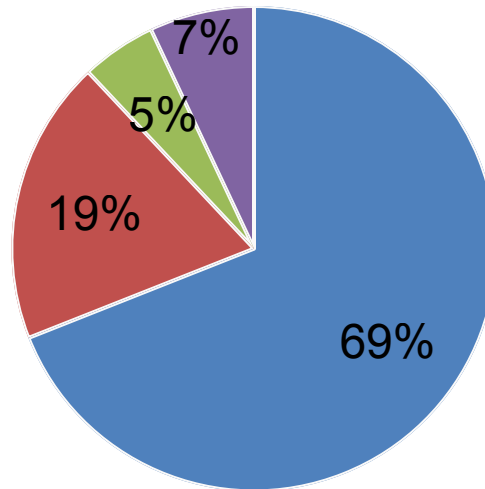
How Would You Describe the Average Amount of Homework that Your Child Receives Each Night?

● About Right ● Too Much ● Not Enough ● Don't Know

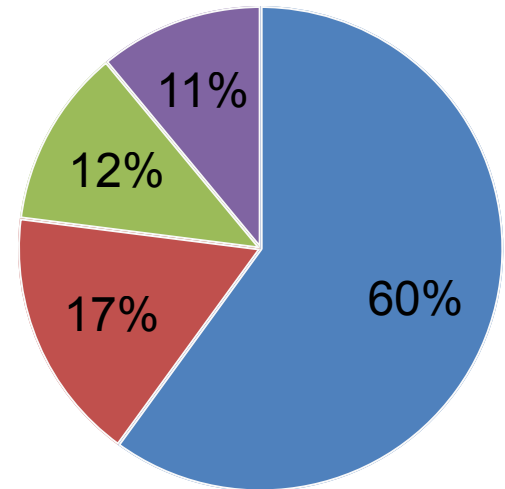
Elementary



Middle



High



**WHERE *ISD*
NEEDS TO *FOCUS***

The background features a series of flowing, wavy lines in various shades of orange, yellow, and brown, creating a sense of movement and depth. The lines are layered, with some appearing as solid bands and others as fine, dotted patterns. The overall color palette is warm and monochromatic, with the text in a dark brown color that stands out against the lighter background.

“What are the three things you like BEST about
ISD?”

1. Quality of teachers (15%)
2. Campus and facilities (14%)
3. Positive environment (13%)
4. Cultural diversity (10%)
5. Academics, style of instruction, care for individual students (8%)

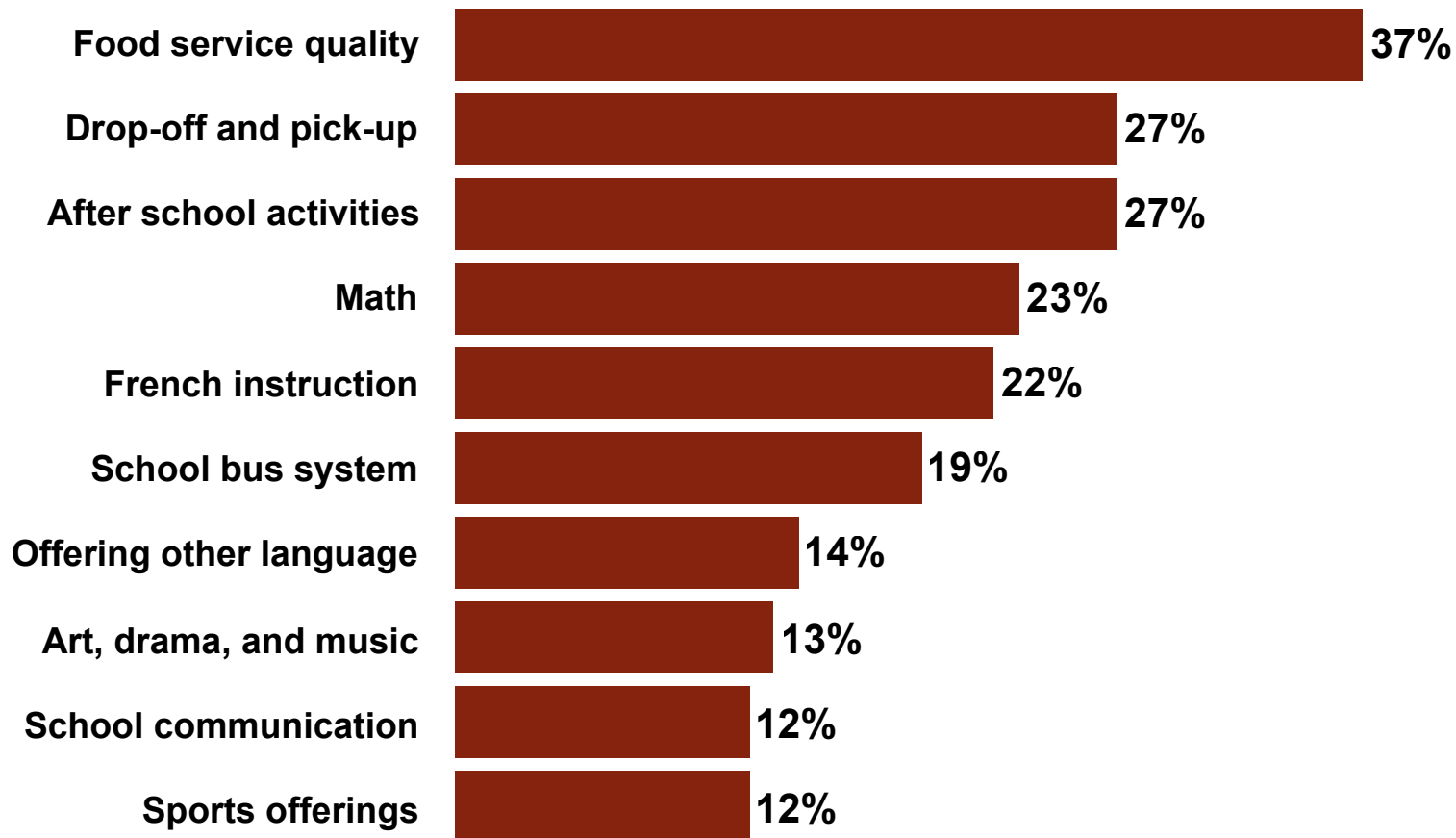
“What are the three things you like LEAST about ISD?”

1. Food services (7%)
2. Traffic, parking, drop-off and pick-up (6%)
3. Behavioral issues (6%)
4. Cost (5%)
5. Lack of or poor communication (4%)

Food service is the top area that needs improvement among elementary school parents.

“As an elementary school parent, please indicate which of the following areas ISD needs to improve to become a better school. Please check up to five areas.”

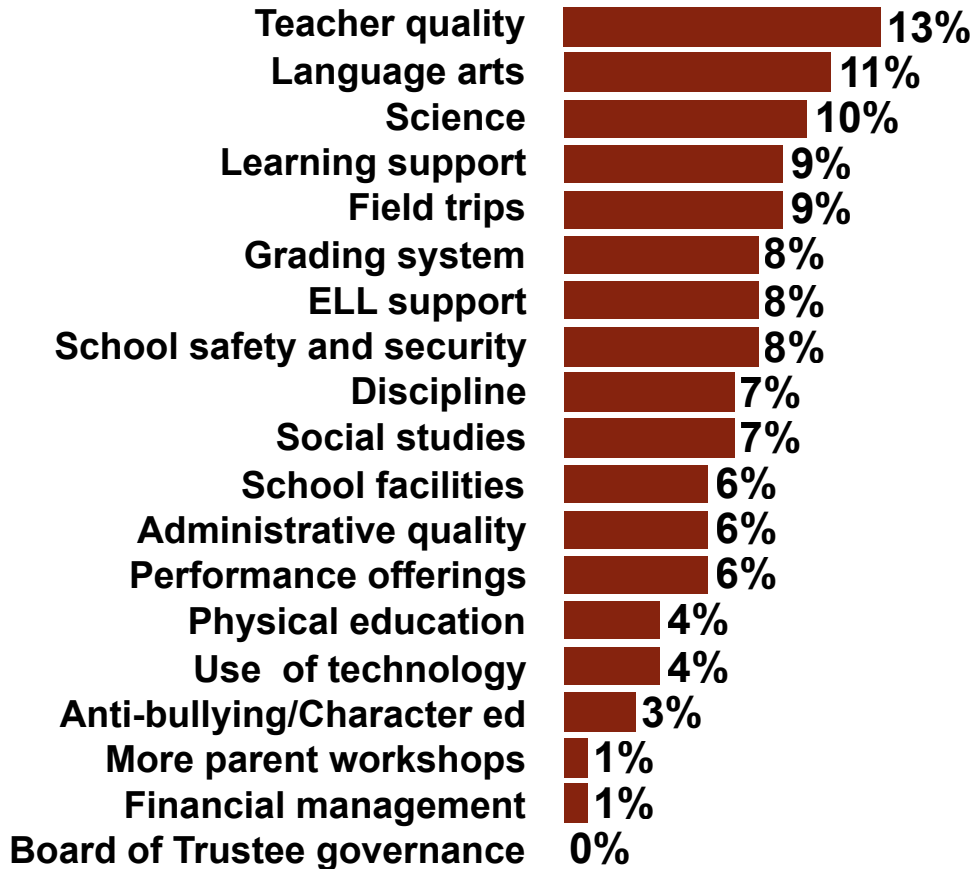
AMONG ELEMENTARY SCHOOL PARENTS



These issues round out the second tier.

“As an elementary school parent, please indicate which of the following areas ISD needs to improve to become a better school. Please check up to five areas.”

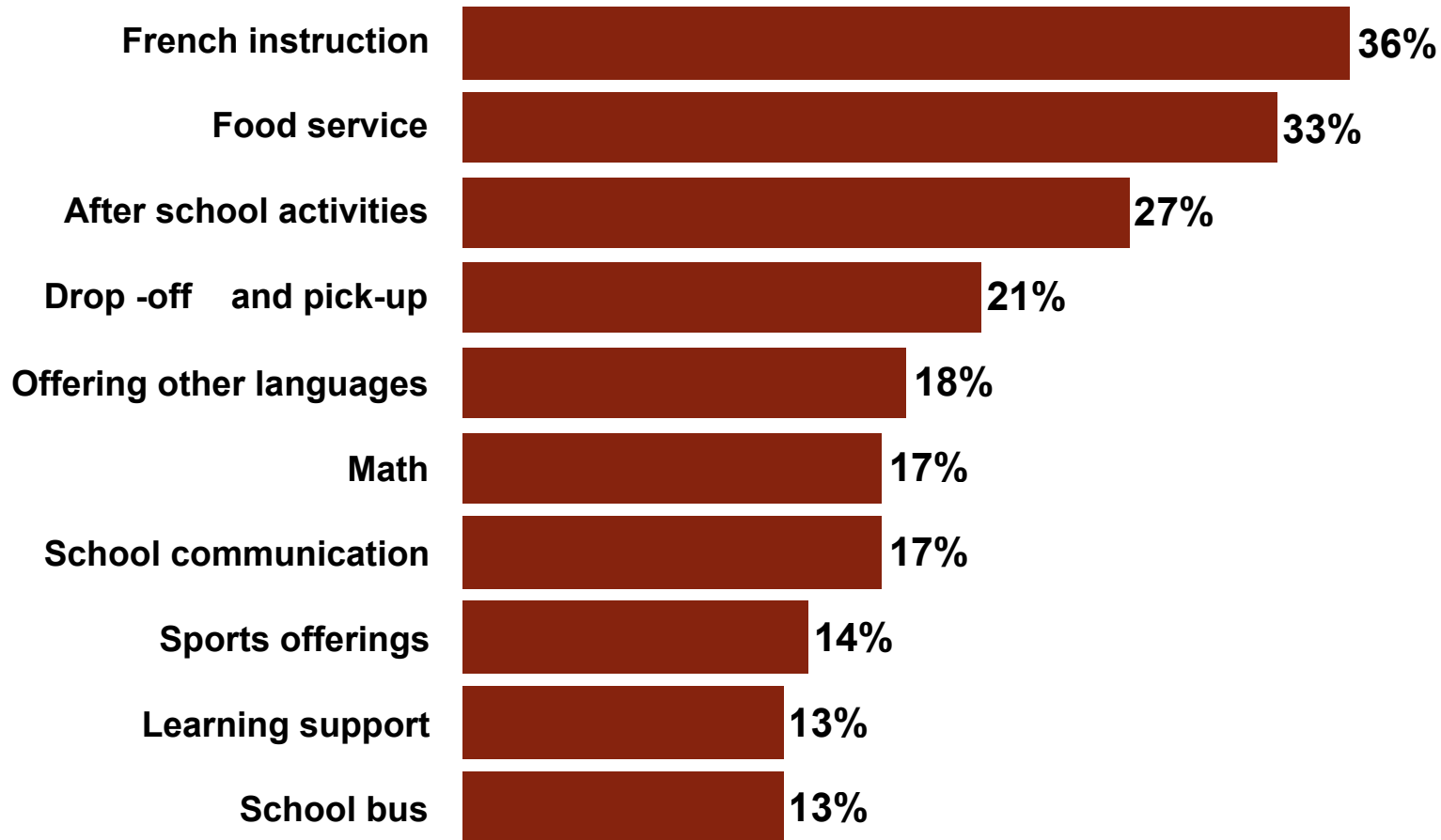
AMONG ELEMENTARY SCHOOL PARENTS



Middle school parents would like improvements to French instruction and food service.

“As a middle school parent, please indicate which of the following areas ISD needs to improve to become a better school. Please check up to five areas.”

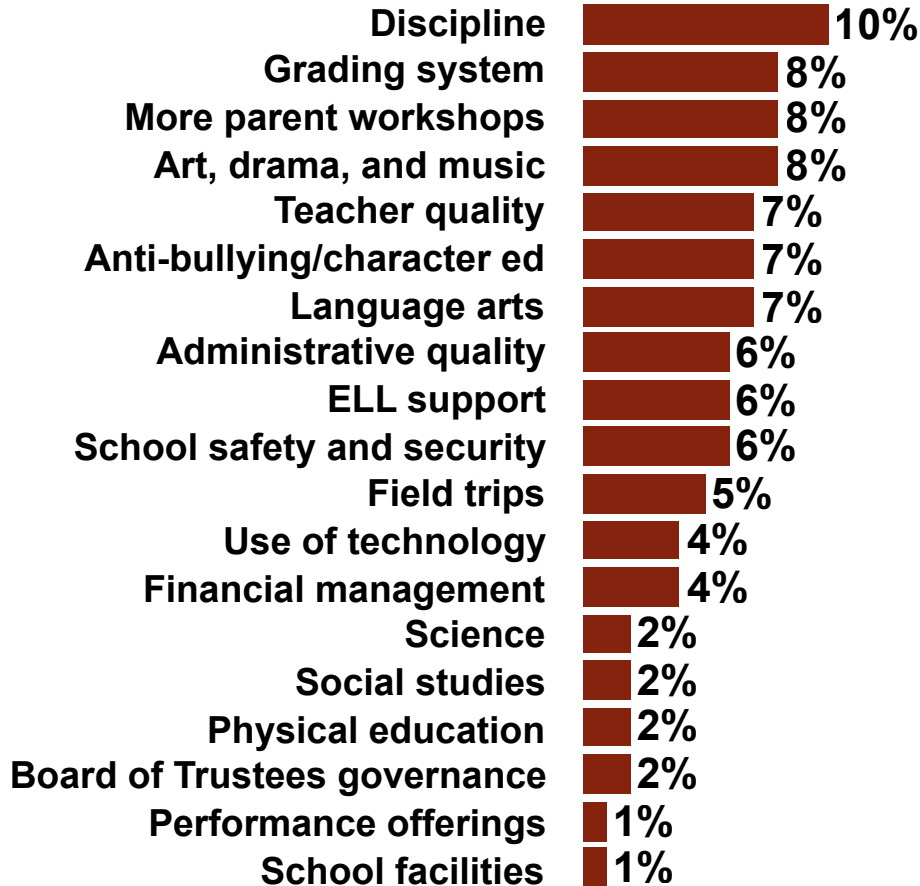
AMONG MIDDLE SCHOOL PARENTS



These issues round out the second tier.

“As a middle school parent, please indicate which of the following areas ISD needs to improve to become a better school. Please check up to five areas.”

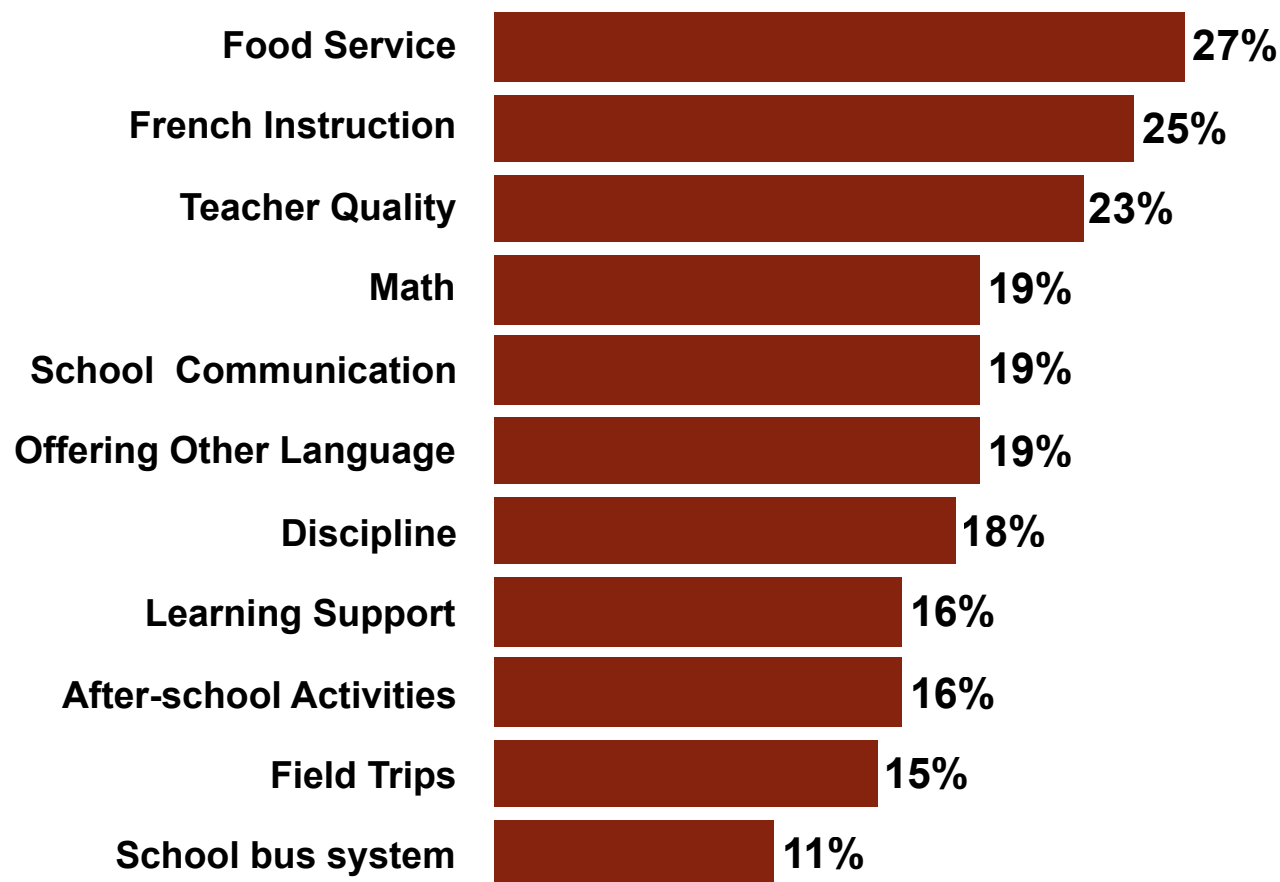
AMONG MIDDLE SCHOOL PARENTS



High school parents would like improvements to food service and French instruction

“As a high school parent, please indicate which of the following areas ISD needs to improve to become a better school. Please check up to five areas.”

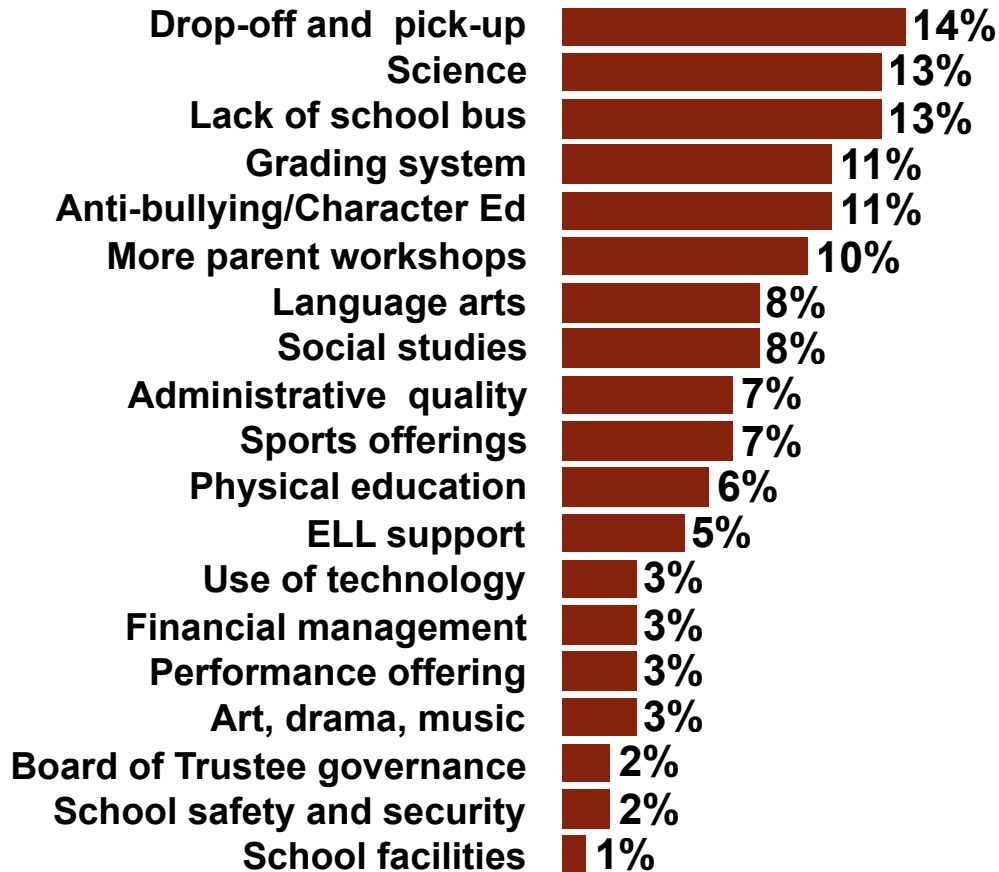
AMONG HIGH SCHOOL PARENTS




These issues round out the second tier.

“As a high school parent, please indicate which of the following areas ISD needs to improve to become a better school. Please check up to five areas.”

AMONG HIGH SCHOOL PARENTS





MEETING STREET
RESEARCH